

## Standard Preparation 1400 mm Cupboard Sink with 1 Bowl & Left Drain

ITEM # \_\_\_\_\_

MODEL # \_\_\_\_\_

NAME # \_\_\_\_\_

SIS # \_\_\_\_\_

AIA # \_\_\_\_\_


**133250 (MLA1416SXPN)**

 Cupboard Sink with 1 bowl  
 600x500mm, left hand  
 drainer and 2 sliding doors,  
 1400mm

### Short Form Specification

#### Item No. \_\_\_\_\_

Made entirely from stainless steel. Inner welded frame in stainless steel. Unique connection of panels to inner frame. The 50mm high worktop in 304 AISI stainless steel, 1mm in thickness, incorporates a layer of sound deadening material and has upturned edges. Upstand (h=100mm) with 8mm rounded edge. Drainage area suitable for drying operations. Sound-deadened sliding doors. Base panel in 304 AISI stainless steel and height-adjustable intermediate shelf. Sink bowl in 304 AISI stainless steel with overflow pipe and drain hole. Mounted on feet, adjustable in height.

### Main Features

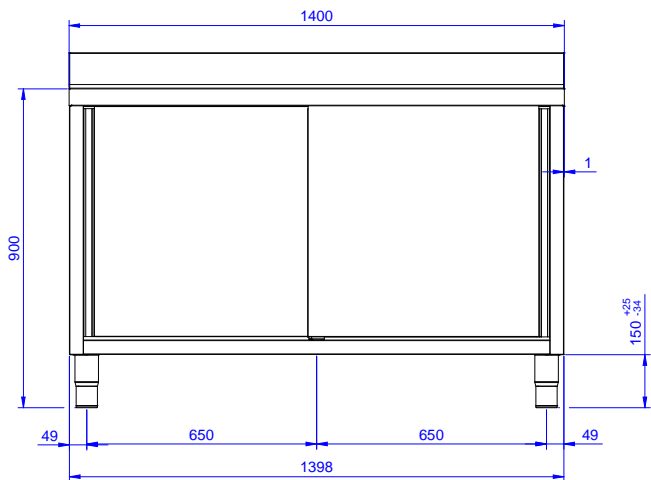
- Ideal for central positioning in the kitchen, either as island installation or back to back.

### Construction

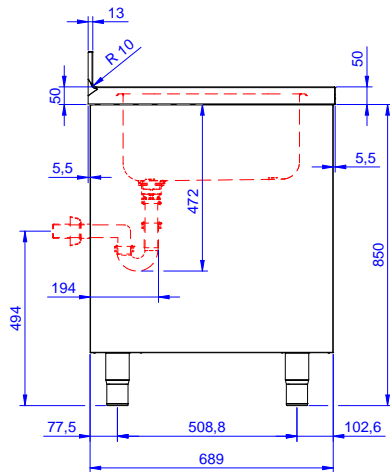
- Inner welded frame in stainless steel to guarantee superior strength and stability.
- Easy access to the cupboard interior on all lengths guaranteed by the use of only 2 doors.
- Sink bowl in 304 AISI stainless steel, supplied with overflow drain pipe and drain hole.
- 50 mm worktop in 304 AISI stainless steel with upturned edges, incorporates an 18 mm layer of sound deadening material.
- Reinforced side and base panel in 304 AISI stainless steel.
- 100 mm upstand with 8 mm radiused corner and 13 mm deep, designed to be used against a wall.
- Equipped with intermediate shelf which can be positioned at three different heights.
- 304 AISI stainless steel feet, 200 mm high and 54 mm in diameter, adjustable by -50/+30 mm.
- Sturdy sound-deadened sliding doors on tracks located flush to the front of the frame.
- Drainage area suitable for drying operations
- Heavy duty Stainless steel construction.

APPROVAL: \_\_\_\_\_

Front

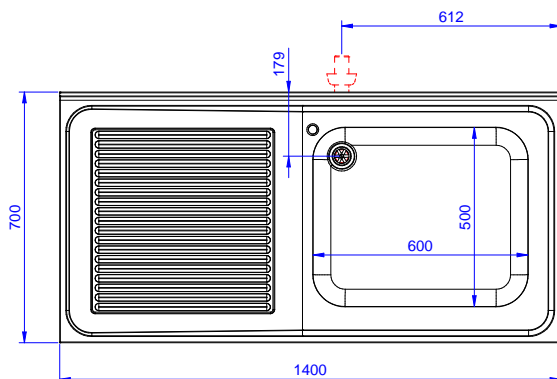


Side



D = Drain

Top



### Drain:

Drainer position: Left

### Key Information:

|                              |              |
|------------------------------|--------------|
| Cabinet width:               | 1310 mm      |
| Cabinet depth:               | 645 mm       |
| Cabinet height:              | 330 mm       |
| External dimensions, Width:  | 1400 mm      |
| External dimensions, Depth:  | 700 mm       |
| External dimensions, Height: | 1000 mm      |
| Upstand Dimensions, Height:  | 100 mm       |
| Upstand Dimensions, Depth:   | 13 mm        |
| Upstand Dimensions, Radius:  | R=8          |
| Bowls number                 | 1            |
| Bowl dimensions              | 600x500xH300 |
| Number and type of doors:    | 2 Sliding    |
| Worktop thickness:           | 50 mm        |
| Net weight:                  | 60 kg        |